



JANUS et Cie®



KATACHI ARMCHAIR

DESIGNED BY JANICE FELDMAN
THE KATACHI COLLECTION

FRAME: ALUMINUM WITH JANUSCOAT(TM). SEAT & BACK: HANDWOVEN JANUSFIBER®. CUSHION REQUIRED AND SOLD SEPARATELY. SEE YOUR SALES SPECIALIST FOR DETAILS.

W	24.25"	62 CM
D	24.75"	63 CM
H	34.25"	87 CM
SH	17.75"	45 CM
AH	25.75"	66 CM
WEIGHT	14.8 LBS	6.7 KG







COLOR: AGAVE



ENVIRONMENTS



HIGHLIGHTS



WWW.JANUSETCIE.COM

800.24.JANUS

+1 310 652 7090